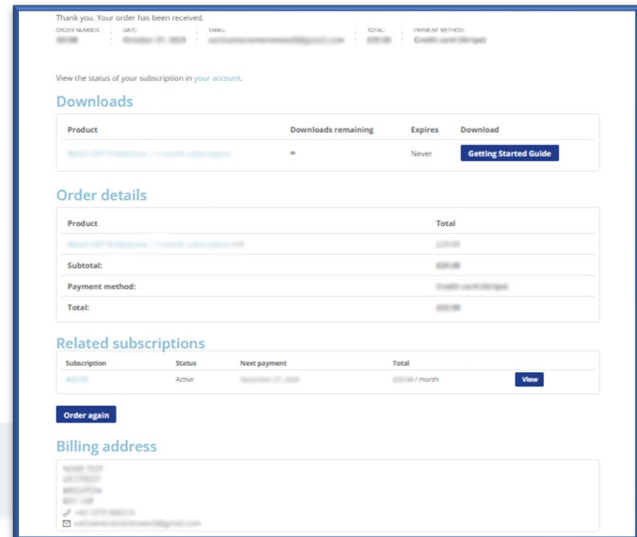


Getting Started Guide:

1. YOUR SUBSCRIPTION:

Once you have completed your purchase, you can view the details of your subscription on the booking screen. You will also receive an email with your login details.

An account has been set up for you automatically. In your account, you will be able to cancel your subscription at any time, order again, change or delete your payment method or change your password.



If you click on view from your screen, you will be taken to your account menu, where you will be able to manage your subscription. Alternatively, you can log in at any at <https://specialistlanguagecourses.com/my-account/>.

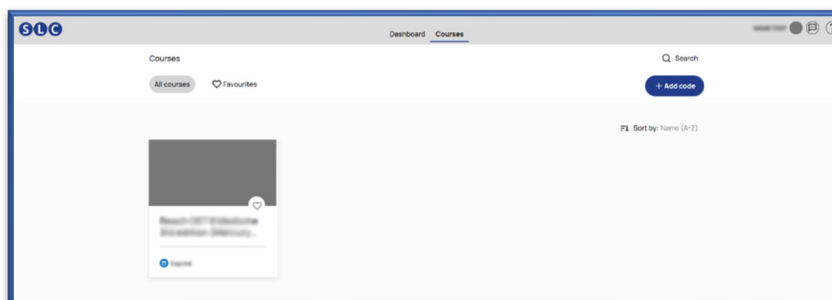
2. YOUR COURSE:

Upon purchase you will also receive an email asking you to verify your new account in our learning platform: **Magnet**. Please click on the link provided in the email and follow the instructions.

Please note: if you have not received the email in your inbox, please check your junk/spam mail.

Once you have verified your account, you will be taken to your account dashboard

You will find your course in the 'Courses' tab:



Just click on the course to start your learning.

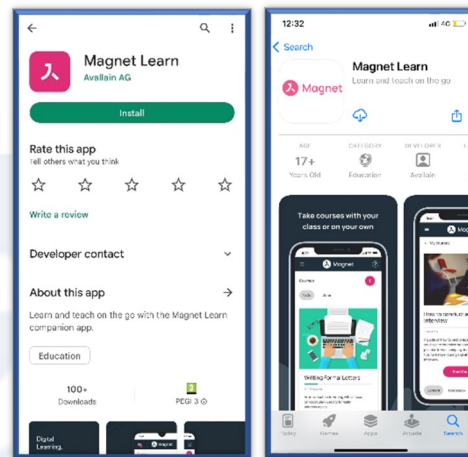
From now on, each time you want to access your course, simply go to <https://slc-campus.avallainmagnet.com/slc> and log in.

To install the **Magnet Learn** app in your mobile devices:

Note: The procedure below describes the process for installing Magnet Learn on Android devices. The process on Apple devices will be very similar with possible variations in permissions that you need to give for a successful installation.

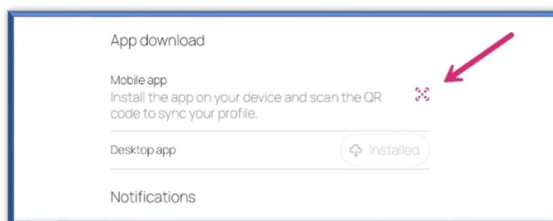
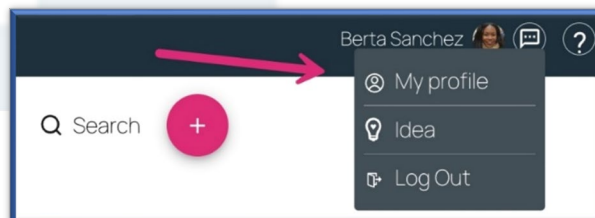
Step 1:

- Go to the Google Play Store or the Apple Store and download **Magnet Learn** on your Mobile phone.
- Open the app and click **Scan QR code**.
- Allow Magnet to take pictures and record video
- Allow Magnet to record audio.



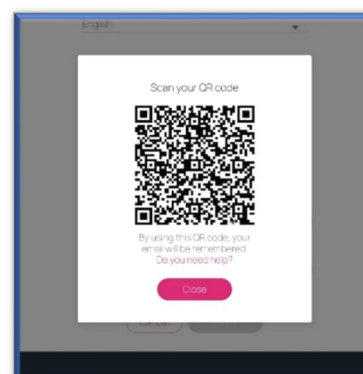
Step 2:

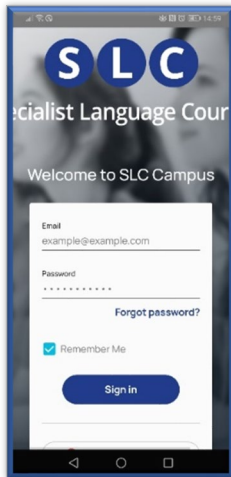
Log in as a user in **Magnet desktop** and go to your **Profile**.



Scroll down to the App download section and click on the QR symbol.

Now scan the QR code with your phone.





On your mobile, click Continue to agree to the cookie usage and enter your password.

Support

For any problems or support enquiries, please visit our FAQ page by clicking [here](#) or email us at admin@specialistlanguagecourses.com

