

Getting Started – SLC Campus

We advise against completing this course on a phone or tablet. Using a laptop or desktop computer with a strong and stable internet connection and good speakers will enable you to have a successful course experience.

Step 1

You will have received an email with a unique course token which looks like this:

KVHA5HB RTE3MMVHFCR5H

**Please note that the access for this course is limited for a period of time from the moment you activate your token. Please refer to the relevant course page on our website.*

Step 2

To activate your token, visit <https://slc-campus.avallainmagnet.com/TrueProfileio>

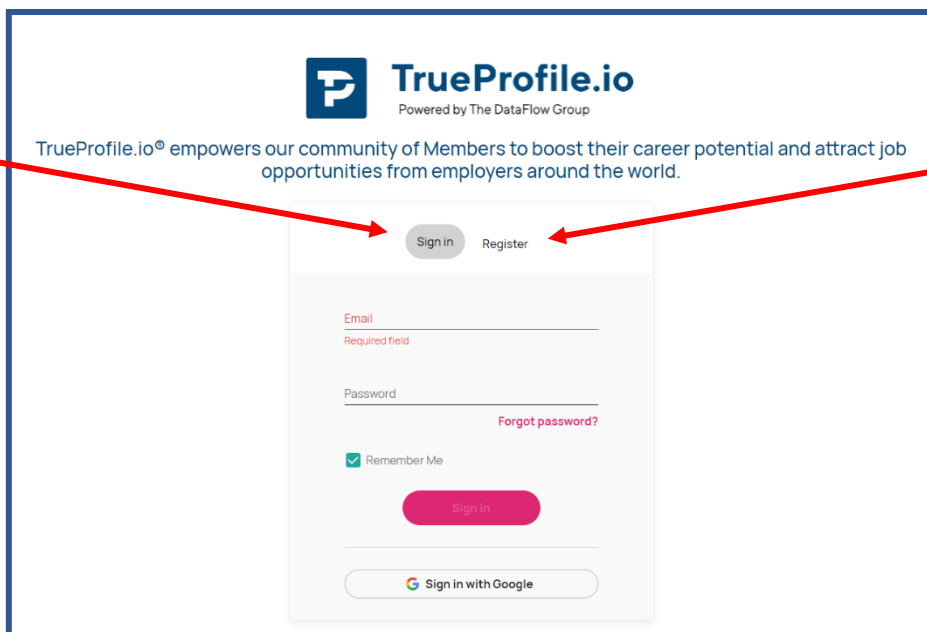
Step 3

If this is the first time you are activating a token in our platform, click on **Register**.

If you have already studied with us online, just enter your details to log in. On your home page click the '+' icon in the top right corner and enter your new token.

Not First Time

First Time



TrueProfile.io® empowers our community of Members to boost their career potential and attract job opportunities from employers around the world.


Sign in Register

Email
Required field

Password
[Forgot password?](#)

Remember Me


Sign in

 Sign in with Google

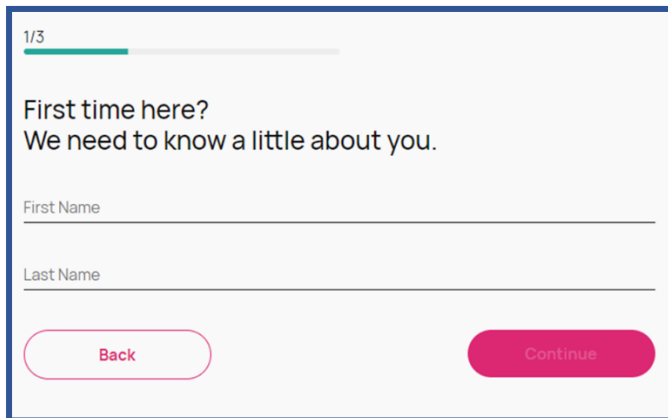
Step 4 (after clicking Register):

Enter your email address and click Register.

PLEASE NOTE – if you see the message “email address already in use”, this means you already have an account. Go back to Step 3 and click LOG IN (not REGISTER).



If you have any problems, please contact admin@specialistlanguagecourses.com for support.



Step 5: registration

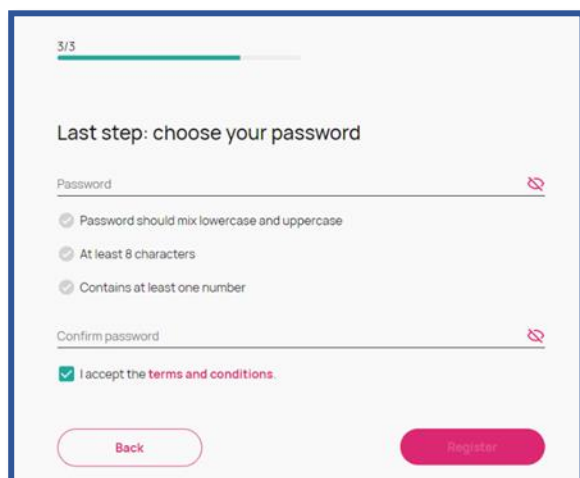
You will be asked to provide your first and last name then, on the next page, your address.

Then click Continue.

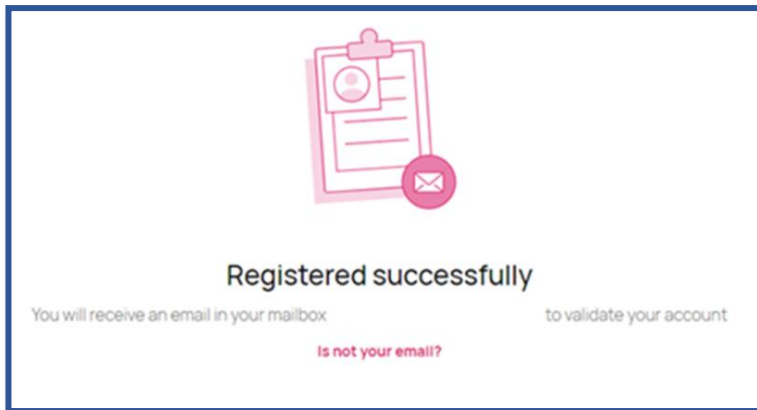
Next you will be asked to create your password.

The password must contain a minimum of 8 characters, upper and lowercase letters, and at least one number.

Accept the terms and conditions and click on register.



Step 6: verify your email



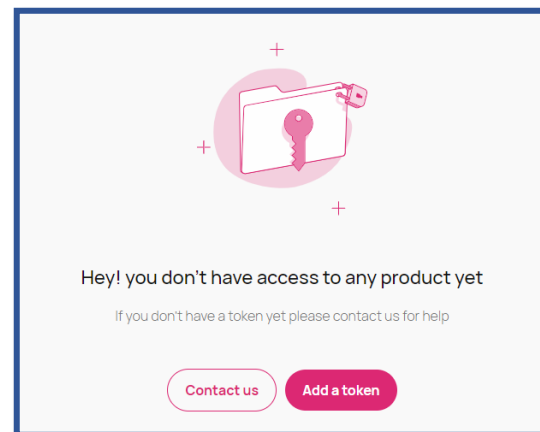
You will see a message stating that you have been sent an email. Go to your inbox and find an email from 'admin' with the subject 'Verify your Email'.

(Make sure to check your junk/spam/updates folders.)

Step 7: activate your token

Once you click on the verification link you will be taken to your dashboard and you will be asked to add a token.

Add your token. You will now see your course. Click on it to start.



From now on, each time you want to access your course, simply go to <https://slc-campus.avallainmagnet.com/TrueProfileio> and log in.

If you receive an access token to another course in the future you can simply log in to your account, click on the '+' icon in the top right corner of your dashboard and enter the token.

Support

For any problems or support enquiries, please visit our FAQ page by clicking [here](#) or email us at admin@specialistlanguagecourses.com



TrueProfile.io

Powered by The DataFlow Group